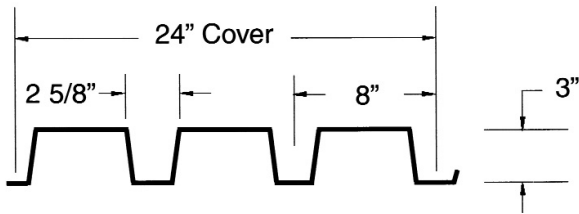



## TYPE "N" ROOF DECK (LONG SPAN)




Acoustical Type also available

Helpful Hint: Type "N" deck is used when the support spacing exceeds the recommended spacing for "B" type deck.



Type "N"



Type "N Acoustical"  
(long span perforated)

### Section Properties (Fy=33 ksi)

Gage	Design Thickness	Weight (psf)		Ip(In <sup>4</sup> )	In(In <sup>4</sup> )	Sp(In <sup>3</sup> )	Sn(In <sup>3</sup> )
		Ptd	Galv				
22	.0295	2.01	2.05	0.616	0.829	0.355	0.430
20	.0358	2.58	2.65	0.795	1.026	0.468	0.543
18	.0474	3.20	3.40	1.158	1.369	0.685	0.749
16	.0598	4.10	4.25	1.586	1.736	0.894	0.953
14	.0747	5.12	5.35	2.119	2.273	1.149	1.196
12	.1046	7.17	7.40	3.056	3.055	1.664	1.669

- Section properties calculated in accordance with AISI specifications

Gage	Span Cond	Max SDI Const Sp	Uniform Total Load in Pounds Per Square Foot (Dead and Live)										
			9'-0"	9'-6"	10'-0"	10'-6"	11'-0"	11'-6"	12'-0"	12'-6"	13'-0"	13'-6"	14'-0"
22	One	11'-3"	57	51	46	42	38	35	32				
20		12'-9"	76	68	61	55	49	44	40	36	33	31	
18		15'-5"	111	98	85	75	67	59	53	48	44	40	37
16		18'-0"	145	130	113	99	88	78	70	63	57	52	47
14		20'-10"	187	168	148	129	114	101	90	81	73	66	60
12		25'-0"				183	160	141	125	112	101	91	83
22	Two	13'-3"	70	62	56	51	46	42	39	36	33	31	
20		15'-0"	88	79	71	64	59	54	49	45	42	39	36
18		18'-2"	122	109	98	89	81	74	68	63	58	54	50
16		22'-0"	155	139	125	114	103	95	87	80	74	68	64
14		24'-7"	194	174	157	143	130	119	109	101	93	86	80
12		29'-6"				199	182	166	153	141	130	120	112
22	Three or More	13'-3"	87	78	70	64	58	53	49	45	42	38	36
20		15'-0"	110	99	89	81	73	67	62	57	52	49	45
18		18'-2"	152	136	123	112	102	93	85	79	73	67	62
16		22'-0"	194	174	157	142	129	118	109	100	93	86	80
14		24'-7"			197	178	163	149	137	126	116	108	100
12		29'-6"							191	176	162	151	140

- Notes: 1. Load tables are calculated using section properties based on the steel design thickness shown in the Steel Deck Institute (SDI) design manual.  
 2. Loads shown in the shaded areas are governed by the live load deflection not in excess of 1/240 of the span. A dead load of 10 psf has been included.